



# 26C



**Speed. Efficiency. Accuracy.**

**The power of innovation.**



**Straight, pistol  
26C air screwdrivers**

- Torque range: from 0,4 to 12 Nm
- Automatic shut-off

**Fiam**<sup>®</sup>  
PEOPLE AND SOLUTIONS

# Searching for excellence, developing ideas.

Are you looking for innovation, practicality and accuracy?  
Only the range of 26C tools can satisfy your needs. A modern 260 Watt power range, ideal in every type of industrial assembly: to overcome the performance's challenge with **different functionality levels** and thanks to the **control of the whole assembly process**.  
For this reason each 26C tool is also designed to monitor the tightening cycle (poka-yoke system, anti-error system) or the assembled component, ensuring extraordinary results.

PAGE 4

## Level 1

### Screwdrivers with TRACS2 and TRACS3 torque control

Accurate, reliable, constant tightenings, cycle after cycle.  
High torque repeatability on hard and soft joints.

PAGE 10

## Level 2

### Screwdrivers with TRACS2 and TRACS3 torque control + SCREWS COUNTING

26C tools with pneumatic pick up signal, subsequently converted into electric signal: it reports if the clutch shuts-off during the time set in the program. Therefore it allows to discriminate the screws that have been tightened incorrectly with consequent quality improvement of the assembled product.

PAGE 13

## Level 3

### Screwdrivers with TRACS2 and TRACS3 torque control + SCREWS COUNTING + JOINT MONITORING

26C tools with built-in torque transducer: in addition to controlling if the clutch is correctly shut-off, they read the torque applied by the tool on the joint.  
It is therefore possible to process the tightening cycle by memorising the data and by identifying any error (partially tightened screw, screw already tightened, etc.).

Straight screwdriver



"Forward" pistol screwdriver



Pistol screwdriver



## Control levels of the assembly process



### Level 1

TRACS2 and TRACS3 torque control.

- TRACS CLUTCH
- ACCURATE TIGHTENINGS
- HIGH REPEATABILITY



### Level 2

TRACS2 and TRACS3 torque control + screws counting.

- TRACS CLUTCH
- ACCURATE TIGHTENINGS
- HIGH REPEATABILITY
- COUNTING OF TIGHTENED SCREWS
- OK / KO CYCLE
- MONITORING OF THE TIGHTENING TIME



### Level 3

TRACS2 and TRACS3 torque control + screws counting + joint monitoring.

- TRACS CLUTCH
- ACCURATE TIGHTENINGS
- HIGH REPEATABILITY
- COUNTING OF TIGHTENED SCREWS
- OK / KO CYCLE
- MONITORING OF THE TIGHTENING TIME
- JOINT MONITORING WITH BUILT-IN TRANSDUCER

Pistol UpGrip screwdriver



Solution with TOM monitoring unit



Solution with TOCS-TC control unit

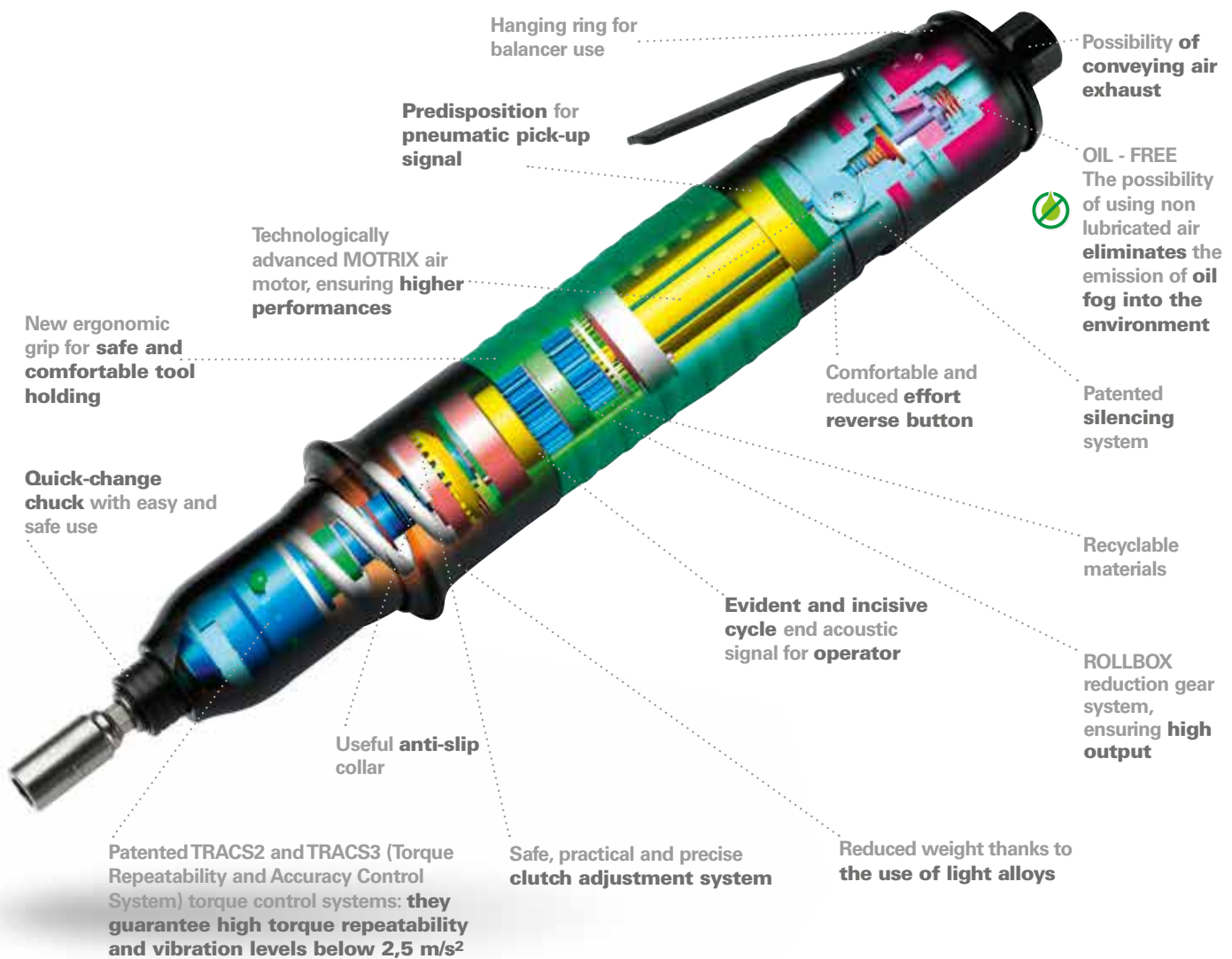


# All Fiam innovation in your hands

For over 65 years Fiam has been moving towards the **future** and **research**. So it has designed the modern 26C air screwdrivers, increasing quality and performances.

**Straight, pistol and pistol UpGrip tools** are characterized by **their extreme handiness and ergonomic grip**: ideal for working with high productivity and minimum effort.

Modern solutions ideal in **mechanical, electrical, electronics and furniture fields**.





## Reversibility next to starting button and triple air inlet

This range of tools is particularly suitable for applications where screw loosening is recurring as into electric/electronic fields, assembly of wires harness and when it is necessary to untighten several times to realign parts when not correctly tightened on the component. **Reversibility next to the start button** allows a **practical and fast change of rotation**.

If in addition to the reversibility, the screwdriver is equipped with **triple air inlet**, it is possible to use the **same pistol grip** for different **working lay-out** with rapid sequence.



## The pistol UpGrip model

**Exclusive pistol UpGrip model** that allows a comfortable access to those working places otherwise unreachable by the traditional air screwdrivers.

These situations can occur in different fields, such as those of the appliances field (e.g. in the assembly of the ovens). The air feed from the top and ergonomic studies of the grip have brought to the design of **an extremely light, balanced and particularly handy tool**.

For all further details, please apply to the **Fiam Technical Consultancy Service**.

26C...APU





Be demanding

## Reliability

Long lifetime of the components thanks to careful design and to quality of the productive process which results in less maintenance and repair costs

**MOTRIX:** newly conceived air motor ensures **long lifetime, high specific power and maximum torque**

**ROLLBOX:** new reduction gear system has been designed to guarantee **maximum output, long lifetime of the kinematic chain and reduced noise level**

**TRACS2 and TRACS3 (Torque Repeatability and Accuracy Control System):** for torques respectively up to 5 Nm and 12 Nm, they are the **new tightening torque control systems** that ensure a very **high torque repeatability**, i.e. a very low Mean Shift value also in the presence of variability of the joint softness level. These systems maintain same torque values for hundreds of thousands of cycles. The TRACS systems guarantee a **high quality improvement** in the tightening process



The reversibility cursor can be positioned on the right or left of the start button: an advantage to make assembly operations more practical and faster, even for left-handed operators.

Don't be satisfied with the maximum

## Productivity

Considerable increase of the efficiency of the tightening cycle thanks to innovative systems

**MOTRIX:** innovative project principles guarantee a higher rotating speed of the new air motor with equal tightening torque, with evident **reduction of tightening cycle time**

**TRACS2 and TRACS3:** the modern torque control systems reduce to a minimum level the need of quality control at the end of the assembly process, with a remarkable **increase of the tightening cycle productivity**

**Quick change chuck:** it favours **easier and safer** bit replacement; it is available upon request, also for use of double insert bits

**Clutch adjustment system:** safe, practical and accurate

**Grip design:** it permits **extraordinary ease in handling** the screwdriver with **less operator fatigue** and significant increase of the productivity

**More evident and incisive cycle end acoustic signal:** emitted by the tightening torque control system permits the operator **to pass on to the next tightening cycle more rapidly**

**26C...3I and 26C...R models:** suitable for applications where **screw loosening is frequently recurring**; the comfortable reversibility lever next to the start button allows to start the tool and reverse direction using the same hand making faster assembly operations with a considerable increase of the productivity

Perfection is  
in your hands

## Ergonomics

Optimization of the tool performances in regard to ergonomics and operator safety

**Ergonomic grip:** designed according to modern biomechanics principles paying particular attention to the features of the female hand. The grip is manufactured with an ergonomic sheath made of no slip material making it easier to hold the screwdriver, increasing the hand grip, **improving the handling, the thermal isolation and operator's comfort**

**TRACS2 and TRACS3:** the modern torque control systems **reduce the reaction to the operator's hand**. Thanks to the immediate automatic air shut-off system with the careful study of the internal gears, the vibration levels are below 2,5 m/s<sup>2</sup>

**Comfortable low effort reverse button (for straight models) / cursor (for pistol models):** they reduce finger fatigue; they can be used by both right and left hand operators

**Start lever for straight models:** the **handling of the tool** is easier reducing fatigue and the effort of the operator



26C...APA

**"Forward" pistol grip:**

indicated when balancing systems cannot be used, and where it does not need a particular push along the fastening axis



26C...AP

**Pistol grip**

indicated for situations in which screwdriving operations require thrust along the screwdriving axis

*This screwdriver is particularly suitable to the female hand*

Naturally  
innovative

## Ecology

Innovative systems designed paying even more attention with respect to environment and of its safeguard

**MOTRIX:** the advanced technological design of the air motor permits very **high decrease of compressed air consumption**, without affecting tool performance

**ROLLBOX:** thanks to the new inner kinematic motions which optimize efficiency, the available power is being transmitted with **minimum dispersions**

**TRACS2 and TRACS3:** the torque control system has a high running speed which **reduces the working time of the screwdriver and the compressed air consumption**



**Oil - Free:** 26C screwdrivers work at maximum efficiency without need of lubrication guaranteeing in such the

**absence of oil exhaust** into the working environment

**ECO-CONTRIBUTION WEEE ACQUITTED:** Fiam carries out its obligations of producer, with full respect for the environment, and **without any extra charge for the customer**



Mod. BT10

DIFFERENT ACCESSORIES TO IMPROVE THE ERGNOMICS OF THE WORKING AREA.

## Models with Pistol UpGrip

Type of screwdriver	Code	Grip	Tightening torque on soft joint				Idle speed	Starting system		Reversibility	Weight		Dimensions (mm)	Air consumption	Accessories	Noise level*	Vibrations
			min. Nm	max. Nm	min. in lb	max. in lb		Type	Type		kg	lb					
26C4A	114814350		0,4 ÷ 4		3.54 ÷ 35.4		2000			0,80	1.76	40x235	4,5	Hex F 1/4"	75	<2,5	
26C5A	114814351		0,4 ÷ 5		3.54 ÷ 44.25		1350			0,80	1.76	40x235	6	Hex F 1/4"	75	<2,5	
26C8A	114814352		3,5 ÷ 8		30.975 ÷ 70.8		1000			0,90	1.98	40x255	6	Hex F 1/4"	75	<2,5	
26C10A	114814353		3,5 ÷ 9,5		30.975 ÷ 84.075		850			0,90	1.98	40x255	6	Hex F 1/4"	75	<2,5	
26C12A	114814354		3,5 ÷ 12		30.975 ÷ 106.2		400			0,90	1.98	40x255	6	Hex F 1/4"	75	<2,5	
26C4AL	114814950		0,4 ÷ 4		3.54 ÷ 35.4		2000			0,85	1.87	40x234	6	Hex F 1/4"	75	<2,5	
26C5AL	114814951		0,4 ÷ 5		3.54 ÷ 44.25		1350			0,85	1.87	40x234	6	Hex F 1/4"	75	<2,5	
26C8AL	114814952		3,5 ÷ 8		30.975 ÷ 70.8		1000			0,93	2.05	40x254	6	Hex F 1/4"	75	<2,5	
26C10AL	114814953		3,5 ÷ 9,5		30.975 ÷ 84.075		850			0,93	2.05	40x254	6	Hex F 1/4"	75	<2,5	
26C12AL	114814954		3,5 ÷ 12		30.975 ÷ 106.2		400			0,93	2.05	40x254	6	Hex F 1/4"	75	<2,5	
26C4AP	114814576		0,4 ÷ 4		3.54 ÷ 35.4		2000			0,87	1.91	38x190x155	7	Hex F 1/4"	73	<2,5	
26C5AP	114814577		0,4 ÷ 5		3.54 ÷ 44.25		1300			0,87	1.91	38x190x155	7	Hex F 1/4"	73	<2,5	
26C8AP	114814578		3,5 ÷ 8		30.975 ÷ 70.8		1000			0,97	2.13	38x210x155	7	Hex F 1/4"	73	<2,5	
26C10AP	114814579		3,5 ÷ 9,5		30.975 ÷ 84.075		800			0,97	2.13	38x210x155	7	Hex F 1/4"	73	<2,5	
26C12AP	114814580		3,5 ÷ 12		30.975 ÷ 106.2		400			0,97	2.13	38x210x155	7	Hex F 1/4"	73	<2,5	
26C4APA	114814586		0,4 ÷ 4		3.54 ÷ 35.4		2000			0,95	2.09	39x195x160	7	Hex F 1/4"	73	<2,5	
26C5APA	114814587		0,4 ÷ 5		3.54 ÷ 44.25		1300			0,95	2.09	39x195x160	7	Hex F 1/4"	73	<2,5	
26C8APA	114814588		3,5 ÷ 8		30.975 ÷ 70.8		1000			1,05	2.31	39x210x160	7	Hex F 1/4"	73	<2,5	
26C10APA	114814589		3,5 ÷ 9,5		30.975 ÷ 84.075		800			1,05	2.31	39x210x160	7	Hex F 1/4"	73	<2,5	
26C12APA	114814590		3,5 ÷ 12		30.975 ÷ 106.2		400			1,05	2.31	39x210x160	7	Hex F 1/4"	73	<2,5	

## Models with Pistol UpGrip

26C4APU	114814584		0,4 ÷ 4		3.54 ÷ 35.4		2000			1,05	2.31	39x194x160	7	Hex F 1/4"	73	<2,5
26C5APU	114814585		0,4 ÷ 5		3.54 ÷ 44.25		1300			1,05	2.31	39x194x160	7	Hex F 1/4"	73	<2,5
26C8APU	114814581		3,5 ÷ 8		30.975 ÷ 70.8		1000			1,05	2.31	39x215x160	7	Hex F 1/4"	73	<2,5
26C10APU	114814582		3,5 ÷ 9,5		30.975 ÷ 84.075		800			1,05	2.31	39x215x160	7	Hex F 1/4"	73	<2,5
26C12APU	114814583		3,5 ÷ 12		30.975 ÷ 106.2		400			1,05	2.31	39x215x160	7	Hex F 1/4"	73	<2,5

## Models with reversibility next to starting button

26C4APA-2000-R	114814601		0,4 ÷ 4		3.54 ÷ 35.4		2000			0,93	2.05	37x207x155	7	Hex F 1/4"	73	<2,5
26C5APA-1350-R	114814602		0,4 ÷ 5		3.54 ÷ 44.25		1300			0,93	2.05	37x207x155	7	Hex F 1/4"	73	<2,5
26C8APA-1000-R	114814603		3,5 ÷ 8		30.975 ÷ 70.8		1000			1,06	2.33	37x207x155	7	Hex F 1/4"	73	<2,5
26C10APA-800-R	114814609		3,5 ÷ 9,5		30.975 ÷ 84.075		800			1,06	2.33	37x207x155	7	Hex F 1/4"	73	<2,5
26C12APA-400-R	114814610		3,5 ÷ 12		30.975 ÷ 106.2		400			1,06	2.33	37x207x155	7	Hex F 1/4"	73	<2,5

## Models with reversibility next to starting button and triple air inlet

26C4APA3I	114814595		0,4 ÷ 4		3.54 ÷ 35.4		2000			0,97	2.13	37x212x155	7	Hex F 1/4"	73	<2,5
26C5APA3I	114814594		0,4 ÷ 5		3.54 ÷ 44.25		1300			0,97	2.13	37x212x155	7	Hex F 1/4"	73	<2,5
26C8APA3I	114814593		3,5 ÷ 8		30.975 ÷ 70.8		1000			1,10	2.42	37x212x155	7	Hex F 1/4"	73	<2,5
26C10APA3I	114814592		3,5 ÷ 9,5		30.975 ÷ 84.075		800			1,10	2.42	37x212x155	7	Hex F 1/4"	73	<2,5
26C12APA3I	114814591		3,5 ÷ 12		30.975 ÷ 106.2		400			1,10	2.42	37x212x155	7	Hex F 1/4"	73	<2,5






### Legend

26 = Power of the motor in Watt/10 • C = Screwdriver • 4 = Maximum tightening torque in Nm • A = Air shut-off system • L = Lever • P = Pistol grip • PA = 'Forward' pistol grip • PU = UpGrip pistol grip • 31 = 3 inlets (3 air inlets) • R = Reversibility

### Legend

**Reversibility:** all models are suitable for tightening and untightening operations



-  Push start
-  Lever start
-  Push button
-  Push button
-  Push button

- The figures shown are measured at a pressure of 6,3 bar (ISO 2787) the recommended operating pressure.
- Tightening torque values have been measured in accordance with ISO 5393 standard.
- Noise level has been measured in accordance with ISO 3744 and ISO 15744 standards.
- \*Additional factor: 3 dBA spread in method and production (ISO 15744).
- Vibrations level have been measured in accordance with ISO 28927-2 standards.
- Accessory drive: female hexagonal drive 1/4", 6,35 mm (ISO 1173).
- The code number must be used when ordering.

The data given in the table are indicative and can be changed without prior notice. The torque values are purely indicative and may be influenced by the softness of the type of joint, by the type and length of the screw, by the pressure and quantity of air supply, and by the type of accessory used. The values indicated for noise and vibration levels were obtained in the laboratory, performing tests that comply with the standards stated, but alone are not sufficient for calculating risks. Values measured in the single work places may be higher than those stated. The values of actual exposure and consequent risks are specific and depend on the operator's method of work, the type of work piece and the work place, as well as the operator's time of exposure and his physical conditions. Fiam cannot be held responsible for any consequences deriving from the use of the information in the table when evaluating risks in the work place over which Fiam has no control. For all further details, please apply to the Fiam Technical Consultancy Service.

## Other technical features

<i>TRACS clutch spring</i>		<i>Assembled on the tool grey colour - Ø wire 3,2 mm Code 595103202</i>		<i>Supplied black colour - Ø wire 2,2 mm Code 595102204</i>	
Model	Tightening torque on soft joint Nm	in lb	Tightening torque on soft joint Nm	in lb	
26C4...	1 ÷ 4	8.85 ÷ 35.40	0,4 ÷ 1,3	3.54 ÷ 11.51	
26C5...	1 ÷ 5	8.85 ÷ 44.25	0,4 ÷ 1,3	3.54 ÷ 11.51	
Model	Air inlet	Reccomended hose bore			
26C...	1/4" gas	Ø 8 mm			



**26C air screwdrivers are designed for use with lubricated and unlubricated compressed air**

### Accessories available upon request

- Bits, sockets, etc., balancers, exhaust silencers and other compressed air system accessories: see Accessories catalogue

- Collar bracket for arm stands and auxiliary grips to be used with straight models  
Code 692039006 for 26C4... and 26C5... models  
Code 692039007 for other models



- Auxiliary grip: when carrying out **more than one assembly cycle** or when the **torques are higher than 4Nm** (straight tools) or **than 10 Nm** (pistol tools), it is recommended to use an auxiliary grip which permits a reduction of the **torque reaction dividing work load on both hands** (ISO 11148-6 standard).



- BC cartesian arms: they ensure **extremely high precision operation** since the tool is held perpendicular to the piece being worked on. Cartesian arms are characterised by extreme flexibility and practicality of use: **besides extension** over its entire height, **the rotational extent of the arm on the abscissa allows up to 360°** permitting a wide operating area.



- Carbon telescopic arms with **3 telescopic elements**: they support the tool and ease tightening operation.



- Flexible coupling with 360° rotation to ease rotation of supply hose, avoiding throttling of the compressed air (only for 26C...3l models).



For further information, please apply to the Fiam Technical Consultancy Service.

### Standard equipment (supplied with the tool)

- Clutch adjustment key
- Additional clutch spring (only for 26C4/5.. models)
- Hanging ring
- Air inlet coupling to activate the air inlet from above or behind depending on workplace requirements (only for 26C...3l models)
- Use and maintenance manual
- Eco-friendly packaging

### Models available upon request

	Straight models	Pistol models
Lever models for left hand operators	X	
Models with anti-slip collar with different dimensions	X	
Models with only right hand rotation	X	X
Models with only left hand rotation	X	X
Models with lever + push start (or push button + push start)	X	X
Models for double insert bits	X	X
Models with screws suction	X	
Models with low speeds	X	X
Angle models: see catalogue nr. 26 and contact Fiam Technical Consultancy Service		

## 26C screwdrivers with TRACS2 and TRACS3 torque control + SCREWS COUNTING

# 0% error, 100% accuracy.

Did you lose any screws? The **'screws count'** function will help you: therefore in case of high production rate, you won't risk any omission. Moreover, the feed-back signal and the end one to pass to next piece **accelerate the production cycles and ensure control on the assembled products.** So dead times will decrease and quality will increase.

The solution includes:

- Lever or push button air shut-off **26C SCREWDRIVERS equipped with pneumatic pick-up signal (ported)**
- **COMPUTERIZED MONITORING UNIT TOM** (Tightening Operation Monitor): it allows the **monitoring of the tightening cycle through the double-signal pressure** coming from the screwdrivers, subsequently converted into electric signal.



## A proved system against pressure changes.

The use of two pneumatic signals (tool start and clutch operated) guarantees the system functioning **regardless of the pressure changes, critical point in many production lines.** A considerable advantage in respect to other poka-yoke systems, which are more difficult to programme and use a single signal: which are considerably affected by pressure fluctuations.

Model	Description	Code	Dimensions (mm) width x depth x height	Electric feed
TOM	Monitoring unit	685001062	208 x 128 x 42	24V, 110/230V, 50/60 Hz

### Standard equipment

- Feeder • Feed cable • Use and maintenance manual • Eco-friendly packaging

TOM needs to be purchased along with **Fiam transducer**, one per each tool (except when TOM is connected to EasyDriver CA). Cod. **687041041**



## FEATURES

### 14 INPUTS

- 8 for programmes selection, 6 for remote functioning: switching off, program activation, tool stop, tool loosening, program reset

### 24 OUTPUTS

- For results, active program, screwdriver status and possible electro-valve activation, auxiliary output

### AUTOMATIC CHECK OF TIGHTENING TIME

- Which can be adjusted by setting the cycle time thus discriminating the different KO results

### SINGLE PROGRAM

99 tightenings



- Tightening with min/max time equal for all screws
- Screws count
- 3 different acoustic signals: tightening end, single program end, error

### SEQUENCE PROGRAM

99 tightenings x 8



- More single programmes (up to 8) in sequence
- 4 different acoustic signals: tightening end, single tightening end, sequence end, error
- It can be selected from PC
- For each tightening sequence it is possible to program the **maximum number of tightening attempts fro NOK screws**

### RS 232 SERIAL PORT

- To print the following results in sequence: Date / hour - Number active output - Result – Tightening Time – Screw number - Program number - Sequence

### PASSWORD

- Two modalities: one does not allow the operator changing menu's parameters; the other, in addition to former's possibilities, in case of error and consequent unit stop, allows the line manager to reactivate the process by means of a password or key (optional)

### TIME

- It can be activated without buffer-battery to be replaced

### MEMORY

- Parameters for statistics (they can printed through RS232):  
OK piece - NOK Screws - Pressed resets (NOK pieces) - Number of screws counted by TOM (data not resettable) – It stores data related to last 6,000,000 screws

### TOOL TEST

- It controls tool air ports and connections works properly

### REMOTE FUNTIONING

- From external PLC (or sensor) it is possible to stop the tool with the dedicated locking/unlocking unit. For instance, when we work with jigs, the tool is activated only when parts are correctly positioned

### MASKED TIME

- This feature disable any controls for a set time during which TOM does not detect possible incorrect operations by the worker (for instance "unintentional starts" with push-to-start screwdrivers)

### RELEASE TIME

- This function allows to better identify the OK tightenings, even if the lever is released in a very short time after the clutch shut-off (for example, if the operator is particularly fast to tighten and release the lever)

## Models available upon request

- **Multi-dock connector:** connecting up to 8 tools (each tool has a dedicated program) that can operate individually depending on TOM programming. Code 685001065
- **Tool locking/unlocking device:** it permits to TOM unit to enable/disable connected tool. For 26C models: code 685001069
- **Cables**  
Code 685001071: to connect TOM with locking/unlocking device when a single screwdriver is used.  
Code 685001072: to connect multi-dock connector with locking/unlocking device when several screwdrivers are used
- **Tower-light:** It allows immediate, visual display of the tightening outcome. Code 687041018
- **Transducer for TOM:** it is a single box that receives two pneumatic signals (input) through two hoses of different colors: black for starting signal and green for torque signal. Equipped with led indicator and unique electric connecting cable (output) to carry the electrical signal to the TOM unit. Reduced dimensions and weight, easier to calibrate. Code 687041041
- **Connecting hoses** (air and signals) for use of the transducer for TOM. A very compact solution, completely spiral shape, which maintains a tidy work area for the operator. The hoses are 2.5 M long (measured with stretched hose and including 35 mm useful linear hose for connections)  
Spiral multi-hose for TOM D12 code 693011027  
Spiral multi-hose for TOM D10 code 693011026
- **Cover:** It prevents intentional or unintentional contacts and damages to TOM unit. It prevents modifications / tampering by unauthorized personnel. Code 687041043
- **Telescopic reaction arms in carbon fibre and cartesian arms:** they reduce torque reaction on operator's hand. See cat. 79- Accessories for ergonomic workplace

For further information see cat. 99 - TOM.

# Screwdrivers with pneumatic pick-up signal

Type of screwdriver	Model	Code	Grip	Tightening torque on soft joint				Idle speed	Starting system		Reversibility	Weight	Dimensions (mm)	Air consumption	Accessories	Noise level*	Vibrations
				min. Nm	max. Nm	min. in lb	max. in lb		Type	Type							
	26C4AL-2CS	114807255	↑	0,4 ÷ 4,0	3,54÷35,4	2000	↑	↺	0,85	1,87	40x234	6	⊕ F 1/4"	75	<2,5		
	26C5AL-2CS	114807256	↑	0,4 ÷ 5,0	3,54÷44,25	1350	↑	↺	0,85	1,87	40x234	6	⊕ F 1/4"	75	<2,5		
	26C8AL-2CS	114807257	↑	3,5 ÷ 8,0	30,975÷70,8	1000	↑	↺	0,93	2,05	40x254	6	⊕ F 1/4"	75	<2,5		
	26C10AL-2CS	114807258	↑	3,5 ÷ 9,5	30,975÷84,075	850	↑	↺	0,93	2,05	40x254	6	⊕ F 1/4"	75	<2,5		
	26C12AL-2CS	114807259	↑	3,5 ÷ 12	30,975÷106,2	400	↑	↺	0,93	2,05	40x254	6	⊕ F 1/4"	75	<2,5		
	26C4A-CS	114807519	↑	0,4 ÷ 4,0	3,54÷35,4	2000	↑	↺	0,85	1,87	40x235	6	⊕ F 1/4"	75	<2,5		
	26C5A-CS	114807520	↑	0,4 ÷ 5,0	3,54÷44,25	1350	↑	↺	0,85	1,87	40x235	6	⊕ F 1/4"	75	<2,5		
	26C8A-CS	114807521	↑	3,5 ÷ 8,0	30,975÷70,8	1000	↑	↺	0,93	2,05	40x262	6	⊕ F 1/4"	75	<2,5		
	26C10A-CS	114807522	↑	3,5 ÷ 9,5	30,975÷84,075	850	↑	↺	0,93	2,05	40x262	6	⊕ F 1/4"	75	<2,5		
	26C4A-CS	114807523	↑	3,5 ÷ 12	30,975÷106,2	400	↑	↺	0,93	2,05	40x262	6	⊕ F 1/4"	75	<2,5		
	26C4AP-2CS	114807224	↵	0,4 ÷ 4,0	3,54÷35,4	2000	↵	↺	0,87	1,91	38x190x155	7	⊕ F 1/4"	73	<2,5		
	26C5AP-2CS	114807225	↵	0,4 ÷ 5,0	3,54÷44,25	1300	↵	↺	0,87	1,91	38x190x155	7	⊕ F 1/4"	73	<2,5		
	26C8AP-2CS	114807226	↵	3,5 ÷ 8,0	30,975÷70,8	1000	↵	↺	0,97	2,13	38x210x155	7	⊕ F 1/4"	73	<2,5		
	26C10AP-2CS	114807227	↵	3,5 ÷ 9,5	30,975÷84,075	800	↵	↺	0,97	2,13	38x210x155	7	⊕ F 1/4"	73	<2,5		
	26C12AP-2CS	114807228	↵	3,5 ÷ 12	30,975÷106,2	400	↵	↺	0,97	2,13	38x210x155	7	⊕ F 1/4"	73	<2,5		
	26C4APA-2CS	114807229	↵	0,4 ÷ 4,0	3,54÷35,4	2000	↵	↺	0,95	2,09	39x195x160	7	⊕ F 1/4"	73	<2,5		
	26C5APA-2CS	114807230	↵	0,4 ÷ 5,0	3,54÷44,25	1300	↵	↺	0,95	2,09	39x195x160	7	⊕ F 1/4"	73	<2,5		
	26C8APA-2CS	114807231	↵	3,5 ÷ 8,0	30,975÷70,8	1000	↵	↺	1,05	2,31	39x210x160	7	⊕ F 1/4"	73	<2,5		
	26C10APA-2CS	114807232	↵	3,5 ÷ 9,5	30,975÷84,075	800	↵	↺	1,05	2,31	39x210x160	7	⊕ F 1/4"	73	<2,5		
	26C12APA-2CS	114807233	↵	3,5 ÷ 12	30,975÷106,2	400	↵	↺	1,05	2,31	39x210x160	7	⊕ F 1/4"	73	<2,5		

## Models with reversibility next to starting button

26C4APA-2000-R-2CS	114814596	↵	0,4 ÷ 4,0	3,54÷35,4	2000	↵	↺	0,93	2,05	37x207x155	7	⊕ F 1/4"	73	<2,5
26C5APA-1350-R-2CS	114814597	↵	0,4 ÷ 5,0	3,54÷44,25	1300	↵	↺	0,93	2,05	37x207x155	7	⊕ F 1/4"	73	<2,5
26C8APA-1000-R-2CS	114814598	↵	3,5 ÷ 8,0	30,975÷70,8	1000	↵	↺	1,06	2,33	37x234x155	7	⊕ F 1/4"	73	<2,5
26C10APA-800-R-2CS	114814599	↵	3,5 ÷ 9,5	30,975÷84,075	800	↵	↺	1,06	2,33	37x234x155	7	⊕ F 1/4"	73	<2,5
26C12APA-400-R-2CS	114814600	↵	3,5 ÷ 12	30,975÷106,2	400	↵	↺	1,06	2,33	37x234x155	7	⊕ F 1/4"	73	<2,5

## Models with reversibility next to starting button and triple air inlet

26C4APA3I-2CS	114807463	↵	0,4 ÷ 4,0	3,54÷35,4	2000	↵	↺	0,94	2,07	37x212x155	7	⊕ F 1/4"	73	<2,5
26C5APA3I-2CS	114807464	↵	0,4 ÷ 5,0	3,54÷44,25	1300	↵	↺	0,94	2,07	37x212x155	7	⊕ F 1/4"	73	<2,5
26C8APA3I-2CS	114807465	↵	3,5 ÷ 8,0	30,975÷70,8	1000	↵	↺	1,07	2,35	37x212x155	7	⊕ F 1/4"	73	<2,5
26C10APA3I-2CS	114807466	↵	3,5 ÷ 9,5	30,975÷84,075	800	↵	↺	1,07	2,35	37x212x155	7	⊕ F 1/4"	73	<2,5
26C12APA3I-2CS	114807467	↵	3,5 ÷ 12	30,975÷106,2	400	↵	↺	1,07	2,35	37x212x155	7	⊕ F 1/4"	73	<2,5

### Legend

26C = Power of the motor in Watt/10 • C = Screwdriver • 2 = Maximum tightening torque in Nm • A = Air shut-off system • L = Lever • P = Pistol grip • 30 = Head at 30° • 90 = Head at 90° • PA = 'Forward' pistol grip • 2CS = Double-signal pressure • 3I = 3 inlets (3 air inlets) • R = Reversibility

### Legend

 **Reversibility:** all models are suitable for tightening and untightening operations

 **Lever start**  
 **Push button**

- The figures shown are measured at a pressure of 6,3 bar (ISO 2787) the recommended operating pressure.
- Tightening torque values have been measured in accordance with ISO 5393 standard.
- Noise level has been measured in accordance with ISO 3744 and ISO 15744 standards.
- \*Additional factor: 3 dBA spread in method and production (ISO 15744).
- Vibrations level have been measured in accordance with ISO 28927-2 standards.
- Accessory drive: female hexagonal drive 1/4"; 6,35 mm (ISO 1173).
- The code number must be used when ordering.

The data given in the table are indicative and can be changed without prior notice. The torque values are purely indicative and may be influenced by the softness of the type of joint, by the type and length of the screw, by the pressure and quantity of air supply, and by the type of accessory used. The values indicated for noise and vibration levels were obtained in the laboratory, performing tests that comply with the standards stated, but alone are not sufficient for calculating risks. Values measured in the single work places may be higher than those stated. The values of actual exposure and consequent risks are specific and depend on the operator's method of work, the type of work piece and the work place, as well as the operator's time of exposure and his physical conditions. Fiam cannot be held responsible for any consequences deriving from the use of the information in the table when evaluating risks in the work place over which Fiam has no control. For all further details, please apply to the Fiam Technical Consultancy Service.

#### Standard equipment (supplied with the tool)

- Clutch adjustment key
- Additional clutch spring (only for 26C4/5... models)
- Air inlet coupling to activate the air inlet from above or behind depending on workplace requirements (only for models with triple air inlet)
- Hanging ring
- Use and maintenance manual
- Eco-friendly packaging

#### Accessories available upon request

- Bits, sockets, etc., balancers, exhaust silencers and other compressed air system accessories: see Accessories catalogue
- Collar bracket for arm stands and auxiliary grips to be used with straight models  
Code 692039006 for 26C4.. and 26C5...models  
Code 692039007 for other models 26C8/10/12...



#### Models available upon request

- Pistol UpGrip models are available upon request with pneumatic pick-up signal
- Many configurations for every need. Please apply to the FiamTechnical Consultancy Service

## Screwdrivers with TRACS2 and TRACS3 torque control + SCREWS COUNTING + JOINT MONITORING

# Joint monitoring: everything under control.

**Are you looking for total reliability?** You have just found it. When tightenings are difficult, **26C tools and the computerised torque monitoring TOCS-TC guarantee** an extraordinary quality and eliminate the possibility of error during the tightening cycle. Nothing will pass unnoticed: the cycle is monitored, the torque values are under control and the production waste is reduced to the minimum level.

The solution includes:

- **26C AIR SCREWDRIVERS:** the built-in strain gauge torque transducer converts the torque applied to the single joints into an electrical signal which is then processed by the TOCS-TC computerised unit
- **COMPUTERISED CONTROL UNIT TOCS-TC:** it defects and stores the tightening torque value, displays the cycle results (OK and KO) and monitors the tightening cycle through torque/time values, that can be easily stored.





## TOCS-TC COMPUTERIZED UNIT

- **Available in two versions** with alphanumerical display (TOCS-TC...A) and graphic display (TOCS-TC...G); the latter allows the torque-time curve to be visualised.
- **In the version TOCS-TC-2CH it can be connected to two tools**, even different, working synchronically or asynchronously.

Control unit			
Model	Description	Code	Dimensions (mm) width x depth x height
TOCS-TC 1CH A	Control unit	686000131	210x330x125
TOCS-TC 2CH A	Control unit	686000132	210x330x125
TOCS-TC 1CH G	Control unit	686000133	210x330x125
TOCS-TC 2CH G	Control unit	686000134	210x330x125

### Legend

TOCS -TC = Tightening Operations Control System - Torque Control • 1 CH = 1 channel for connection to one tool • 2CH = 2 channels for connection to two different or similar tools, working synchronically or asynchronously • A = alphanumerical display • G = graphic display

Standard equipment (supplied with unit)	Accessories available upon request	Models available upon request
<ul style="list-style-type: none"> <li>• 2m electric power cable</li> <li>• Use and maintenance manual</li> <li>• Eco-friendly packaging</li> </ul>	<ul style="list-style-type: none"> <li>• OK/KO signal light column with built-in buzzer (code 686000182)</li> <li>• Transport handle</li> </ul>	<ul style="list-style-type: none"> <li>• Version with network board for communicating with specific software (computerised unit programming + data acquisition)</li> </ul>

### TOCS-TC unit (Tightening Operation Control-System-Torque Control): technical features

The complete and simple programming menus offer:

- Up to 20 programme settings (MIN torque, MAX torque, MIN time, MAX time) and password protection;
- Tightening sequences settings with a maximum of 99 screws and a maximum number of repetitions in the event of a reject.

#### The I/O's of the unit offer:

- OK/KO signalling for each cycle and general OK/KO (end-of-sequence);
- 3 user configurable on-line printing modes;
- The type of possible rejects required can be detected through the correct programming of tightening cycle;
- The internal memory stores torque/time/result data concerning the last 1,000 tightening cycles (circular buffer);
- The system can be networked (proprietary protocol) with supervision (programming + data acquisition) and optional software.

- **Built-in membrane programming** keyboard
- **Electrically powered (a.c.);** if power is interrupted, the data **memory** is maintained by a battery
- **Illuminated liquid crystal display** with 4 lines of 20 characters (version ...A) or graphic (version ...G)
- **RS232 output and LPT output** for connection to printer.
- **Visual indicators for signalling tightening status**, located on the panel:  
RED = Tightening KO (incorrect)  
GREEN = Tightening OK (correct) + pallet release signal
- **I/O connectors** with contacts powered at 24 Vdc (max. 0.5A) for connection to PLC and/or signal lights to indicate OK and KO tightening.


# Screwdrivers with built-in torque transducer

Type of screwdriver	Model	Code	Grip	Tightening torque on soft joint				Idle speed	Starting system	Reversibility	Weight		Dimensions (mm)	Air consumption	Accessories	Noise level**	Vibrations
				min. Nm	max. Nm	min. in lb	max. in lb				rpm	kg					
	26C12A -TC	on request	↓	3,5 ÷ 12		30.975-84.075		400	↓	↺	1,100	2.42	40x255	4,5	⊕ F 1/4"	75	<2,5
	26C12AL -TC	on request	↓	3,5 ÷ 12		30.975-84.075		400	↓	↺	1,130	2.486	40x254	6	⊕ F 1/4"	75	<2,5
	26C12AP -TC	on request	↔	3,5 ÷ 12		30.975-84.075		400	↔	↺	1,170	2.574	38x210x155	7	⊕ F 1/4"	73	<2,5
	26C12APA -TC	on request	↔	3,5 ÷ 12		30.975-84.075		400	↔	↺	1,250	2.75	39x210x160	7	⊕ F 1/4"	73	<2,5

## Legend

26 = Power of the motor in Watt/10 • C = Screwdriver • 4 = Maximum tightening torque in Nm • A = Air shut-off system • L = Lever • P = Pistol grip • PA = 'Forward' pistol grip • TC = Torque Control

## Legend

 **Reversibility:** all models are suitable for tightening and untightening operations

 **Lever start**  
 **Push button**

- The figures shown are measured at a pressure of 6,3 bar (ISO 2787) the recommended operating pressure.
- Tightening torque values have been measured in accordance with ISO 5393 standard.
- Noise level has been measured in accordance with ISO 3744 and ISO 15744 standards.
- \*Additional factor: 3 dBA spread in method and production (ISO 15744).
- Vibrations level have been measured in accordance with ISO ISO 28927-2 standards.
- Accessory drive: female hexagonal drive 1/4", 6,35 mm (ISO 1173).
- The code number must be used when ordering.

The data given in the table are indicative and can be changed without prior notice. The torque values are purely indicative and may be influenced by the softness of the type of joint, by the type and length of the screw, by the pressure and quantity of air supply, and by the type of accessory used. The values indicated for noise and vibration levels were obtained in the laboratory, performing tests that comply with the standards stated, but alone are not sufficient for calculating risks. Values measured in the single work places may be higher than those stated. The values of actual exposure and consequent risks are specific and depend on the operator's method of work, the type of work piece and the work place, as well as the operator's time of exposure and his physical conditions. Fiam cannot be held responsible for any consequences deriving from the use of the information in the table when evaluating risks in the work place over which Fiam has no control. For all further details, please apply to the Fiam Technical Consultancy Service.

## Standard equipment (supplied with the tool)

- Clutch adjustment key
- Additional clutch spring (only for 26C4/5 models)
- Hanging ring
- Use and maintenance manual
- Eco-friendly packaging
- 5m connection cable, required to connect the screwdriver to the control unit (code 676300195)

## Accessories available upon request

- Bits, sockets, etc., balancers, exhaust silencers and other compressed air system accessories: see Accessories catalogue
- Collar bracket for arm stands and auxiliary grips to be used with straight models  
Code 692039006 for 26C4... and 26C5... models  
Code 692039007 for other models



## Models available upon request

- Angle models: see Fiam catalogue nr. 26
- Pistol UpGrip models are available upon request with built-in torque transducer

# The advantages of a customized product.

If your needs change, it is important to rely on customized solutions. **All products can be customized to different production needs, without losing efficiency.**

Fiam technicians are ready to listen to you and to transform your problems into solutions.

## Low speed, high performances.

When working with stainless steel and with particularly difficult tightenings, it is fundamental to have low speeds.

**26C models** can satisfy your needs: **upon request they can be customized with different speeds than the ones indicated on our catalogue.**



## Efficacy thanks to the screws suction device.

Do you have non-magnetised **stainless screws**? You can rely on our **screws suction devices**. Simply connect the 26C tools to a vacuum pump: the special head makes handling and positioning of the screws easier and safer. Moreover the heads can be customized.

The piece to be assembled has changed?

You will always have a made to measure instrument.



[www.fiamgroup.com](http://www.fiamgroup.com) [info@fiamgroup.com](mailto:info@fiamgroup.com)

**Fiam**  
PEOPLE AND SOLUTIONS

**Fiam Utensili Pneumatici Spa**  
Viale Crispi 123  
36100 Vicenza - Italy  
Tel. +39.0444.385000  
Fax +39.0444.385002

**Fiam France  
Succursale**  
73, cours Albert Thomas  
69003 Lyon - France  
Tel. +33 09 70 40 73 85

**Fiam España  
Sucursal**  
Travessera de Gràcia, 11, 5ª planta  
08021 Barcelona, España  
Tel. +34.636808112



Quality Management  
System Certificate



Environmental Management  
System Certificate